



KEMENTERIAN PENDIDIKAN DAN KEBUDAYAAN  
DIREKTORAT JENDERAL PENDIDIKAN ANAK USIA DINI,  
PENDIDIKAN DASAR DAN PENDIDIKAN MENENGAH  
DIREKTORAT SEKOLAH MENENGAH ATAS  
2020



# Modul Pembelajaran SMA Bahasa Inggris



KELAS  
XII

## DAFTAR ISI

|  |    |
|--|----|
| DAFTAR ISI .....                           | 2  |
| PENYUSUN .....                             | 3  |
| GLOSARIUM .....                            | 4  |
| PETA KONSEP.....                           | 5  |
| PENDAHULUAN.....                           | 6  |
| A. Identitas Modul.....                    | 6  |
| B. Kompetensi Dasar.....                   | 6  |
| C. Deskripsi Singkat Materi .....          | 6  |
| D. Petunjuk Penggunaan Modul.....          | 6  |
| E. Materi Pembelajaran .....               | 7  |
| KEGIATAN PEMBELAJARAN 1 .....              | 8  |
| A. Tujuan Pembelajaran .....               | 8  |
| B. Uraian Materi.....                      | 8  |
| C. Rangkuman .....                         | 14 |
| D. Penugasan Mandiri .....                 | 14 |
| E. Latihan Soal .....                      | 15 |
| F. Penilaian Diri .....                    | 15 |
| A. Tujuan Pembelajaran .....               | 16 |
| B. Uraian Materi.....                      | 16 |
| • Give Up Your Excuses .....               | 20 |
| C. Rangkuman .....                         | 21 |
| D. Latihan Soal .....                      | 21 |
| E. Penilaian Diri .....                    | 22 |
| EVALUASI .....                             | 23 |
| KUNCI JAWABAN DAN PEMBAHASAN EVALUASI..... | 26 |
| • Give Up Your Excuses .....               | 28 |
| DAFTAR PUSTAKA .....                       | 29 |

**If you want to be succesful, work hard**  
**BAHASA INGGRIS KELAS XII**

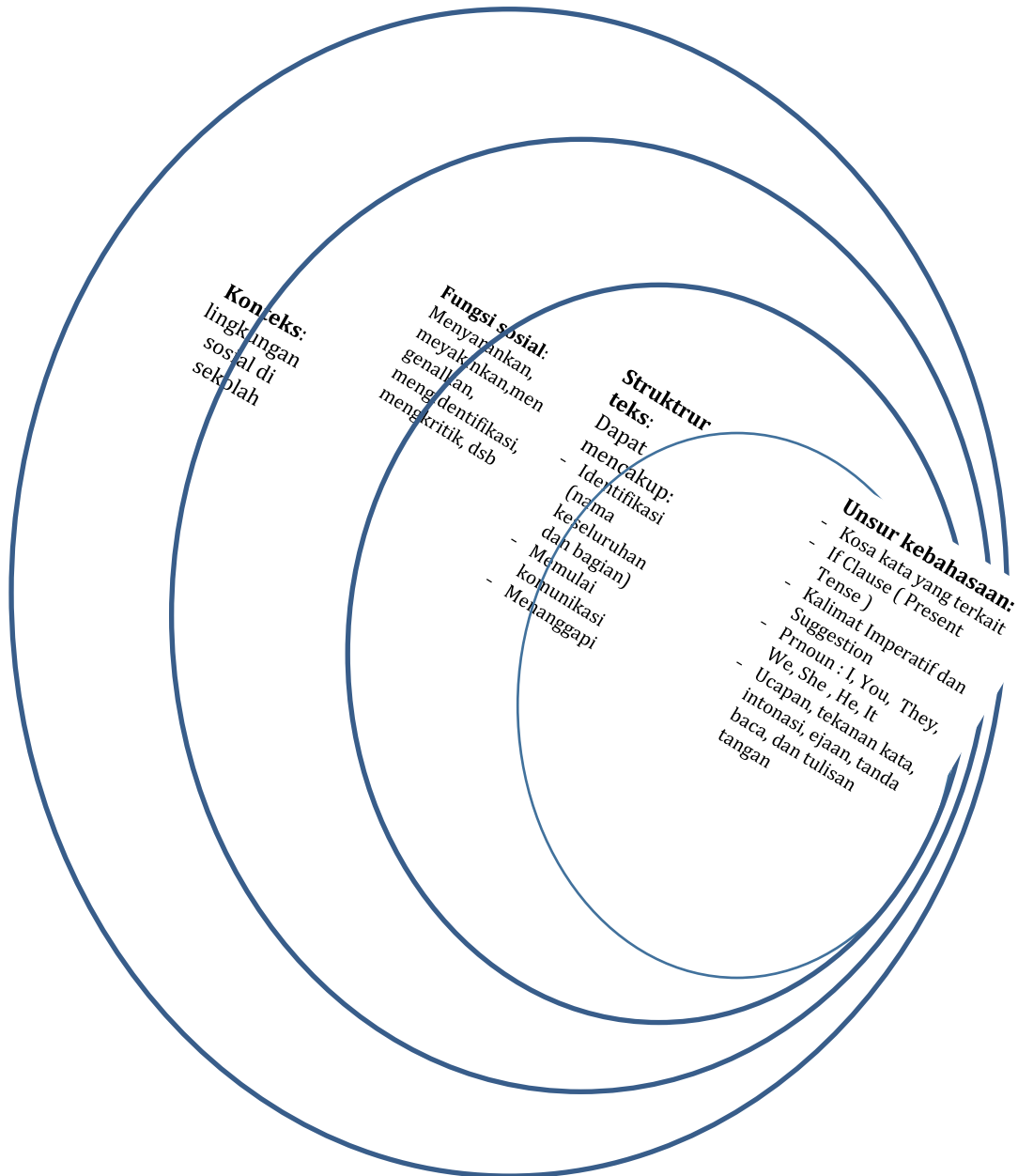


**PENYUSUN**  
**Iksan Cahyana**  
**SMA Negeri 6 Kota Bogor**

## GLOSARIUM

- If Clause** : Kalimat pengandaian dengan menggunakan if dan diikuti dengan present tense untuk type 0
- Imeprative** : Kalimat perintah dengan ciri menggunakan kata kerja pertama di awal kalimat
- Suggestion** : Kalimat untuk memberikan saran dengan ciri menggunakan kata should
- Recomendation** : Kalimat untuk memberikan saran dengan menggunakan kata have to

## PETA KONSEP



## PENDAHULUAN

### A. Identitas Modul

|                |   |
|----------------|---|
| Mata Pelajaran | : Bahasa Inggris                          |
| Kelas          | : XII                                     |
| Alokasi Waktu  | : 4 x 45 menit                            |
| Judul Modul    | : If you want to be succesful, work hard. |

### B. Kompetensi Dasar

- 3.1 Menerapkan fungsi sosial, struktur teks, dan unsur kebahasaan teks interaksi transaksional lisan dan tulis yang melibatkan tindakan memberi dan meminta informasi terkait pengandaian diikuti oleh perintah/saran, sesuai dengan konteks penggunaannya. (Perhatikan unsur kebahasaan *if* dengan *imperative, can, should*)
- 4.1 Menyusun teks interaksi transaksional lisan dan tulis yang melibatkan tindakan memberi dan meminta informasi terkait pengandaian diikuti oleh perintah/saran, dengan memperhatikan fungsi sosial, struktur teks, dan unsur kebahasaan yang benar dan sesuai konteks

### C. Deskripsi Singkat Materi

**Selamat.** Pembelajaran dan Latihan yang Anda lakukan semakin menambah pengetahuan dan kemampuan Anda berkomunikasi menggunakan bahasa Inggris. Pembelajaran pada modul sekarang erat kaitannya dengan penggunaan sehari hari dalam komunikasi. **Practice a lot if you want to improve your English competence and if you want to know more, read this module carefully.** Perhatikan kalimat yang **bercetak tebal**, apa makna kalimat tersebut? Benar, modul ini akan memfasilitasi Anda untuk mampu berkomunikasi berkaitan memberi dan meminta informasi terkait pengandaian diikuti oleh perintah/saran, sesuai dengan konteks penggunaannya. ( If imperative, if Suggestion ).

Perhatikan dialog di bawah ini!

- Phia : What are you doing, Dani?  
Dani : Preparing for going out with some friends of mine.  
Phia : **Don't forget to wear a mask, if you go out now.**  
Dani : Thanks for reminding me, always.  
Phia : **If you see a crowd of people, you should keep away**

### D. Petunjuk Penggunaan Modul

Pada modul ini kalian akan diajak berlatih untuk mampu berkomunikasi menggunakan kalimat pengandaian yang diikuti kalimat perintah, atau saran. Silahkan perhatikan petunjuk penggunaan modul berikut ini :

1. Modul ini dapat kalian pelajari secara mandiri atau kelompok, baik di sekolah maupun diluar sekolah
2. Kalian pelajari modul ini dengan menyimak, membaca, melihat dan mengamati contoh-contoh dari berbagai sumber belajar atau kalian dapat mengakses video dan website
3. Berdiskusi, belajar , berlatih, dan bertukar informasi akan memberikan dampak positif terhadap kemajuan belajar Anda.

4. Membaca, menirukan bunyi, berlatih berbicara dan menulis tanpa khawatir membuat kesalahan adalah salah satu langkah dalam proses pembelajaran.
5. Pelajari sumber-sumber belajar lainnya tentang pembelajaran atau latihan berkaitan dengan menafsirkan dan mengungkapkan makna lirik lagu.
6. Kerjakan tugas dan latihan, silahkan Anda analisis hasilnya sehingga Anda mengetahui kelebihan dan kekurangannya.
7. Jika ada kendala atau kalian mengalami kesulitan, diskusikan kembali dengan teman kalian dan jika masih belum mendapatkan jawaban yang kurang memuaskan tanyakan kepada guru atau pakar lainnya.

## E. Materi Pembelajaran

Modul ini terbagi menjadi **2** kegiatan pembelajaran dan di dalamnya terdapat uraian materi, contoh soal, soal latihan dan soal evaluasi.

- Pertama : Mengidentifikasi fungsi sosial, struktur teks dan unsur kebahasaan teks interaksional berkaitan dengan meminta dan menerima kalimat pengandaian yang diikuti kalimat perintah atau saran
- Kedua : Berkomunikasi lisan dan tulisan dengan menggunakan kalimat pengandaian yang diikuti kalimat perintah atau saran secara benar sesuai dengan kaidah kebahasaan.

Materi dalam modul ini adalah :

|  |
|--|
| <p>Fungsi Sosial :<br/>To give suggestion, To ask to do something</p> <p>Struktur Teks :<br/>Orientation and Goal<br/>Suggestion/Action</p> <p>Language Features<br/>If Clause<br/>Suggestion ( should do )<br/>Imperative ( do /don't do something )<br/>Intonation, spelling, Pronunciation, Pause</p> <p>Topic<br/>Activities related to students at school and their life.</p> |
|--|

## KEGIATAN PEMBELAJARAN 1

### What should I do?

#### A. Tujuan Pembelajaran

Setelah kegiatan pembelajaran 1 ini siswa diharapkan:

1. Dapat menentukan struktur teks yang tepat dalam membuat kalimat pengandaian yang diikuti kalimat perintah langsung
2. Dapat menentukan struktur teks yang tepat dalam membuat kalimat pengandaian yang diikuti ungkapan memberikan saran, rekomendasi, atau nasihat

#### B. Uraian Materi

Pada kegiatan Learning Activity 1, kalian akan diajak membaca dan berlatih dialog berkaitan dengan mengkomunikasikan kalimat pengandaian yang diikuti dengan kalimat perintah dan kalimat memberikan saran. Selanjutnya, untuk menggunakan kalimat pengandaian yang benar maka kalian perlu mengetahui struktur dan pola kalimat tersebut, lihatlah contoh-contoh yang akan disajikan. Kalian dapat mengingat materi pelajaran sebelumnya tentang kalimat pengandaian dimana ciri utamanya adalah menggunakan kata "If", dan yang paling penting adalah kalian mendapatkan makna "pengandaian" sesuatu yang diharapkan terjadi atau terjadi, atau seolah-olah. Sedangkan, kalimat imperative atau perintah memiliki ciri pola kalimat yang diawali kata kerja (verb) untuk positif, sedangkan untuk negative diawali "Don't".

Selain itu, dalam kehidupan sehari-hari kalian sering dihadapkan dengan situasi jika kondisi tertentu terjadi, maka seharusnya ada sesuatu yang dilakukan. Contoh, *if you don't know how to operate your new computer, you should read the manual book first*. Sekarang yakin bahwa kalian sudah siap untuk berlatih guna meningkatkan kemampuan berbahasa Inggris.

Bagaimana dengan teks tulis berupa himbauan dalam bentuk brochure berupa langkah-langkah yang harus dilakukan seperti contoh di atas?



**Let's talk**

#### Practice 1.

**Look closely into the following conversation. Then, read it loudly. Make sure you understand every sentence, read them meaningfully and spell every word correctly. I'm sure you can do this.**





Gambar diambil dari :[https://www.freepik.com/free-vector/flat-design-young-people-talking-different-languages-collection\\_6146124.htm](https://www.freepik.com/free-vector/flat-design-young-people-talking-different-languages-collection_6146124.htm)

Silahkan kalian baca dengan keras, jika kalian memiliki teman untuk berlatih melafalkan dialog ini, tentunya akan lebih baik. Latihkan kembali intonasi kalimat pertanyaan. Kuncinya adalah berlatih **“Practice makes perfect”**.

Sebelum lanjut ke kegiatan selanjutnya. Coba kalian diskusikan dengan rekan kalian atau jawab pertanyaan-pertanyaan berikut ini terkait dialog di atas:

Apa yang mereka bicarakan?

Benar! Tentang sebuah kepercayaan ( **trust** ) antar teman, apakah mereka saling percaya? Mari kita lihat percakapan tersebut.

**If you trust , Let us know...it means that if you have trust on me, you can tell us anything, but if you don't, don't do anything.**

**Jika ( Pengandaian ) maka lakukan sesuatu ( Imperative ).**

Bagaimana dengan kalimat “ If you believe, **don't be afraid** to share!” Perhatikan kedua contoh kalimat tersebut pada bagian setelah If Clause nya, adakah yang membedakan? Benar jika pola kalimat berbeda maka maknanya pun berbeda.

**THINGS TO REMEMBER**

|  |  |
|--|--|
| <b>1. If Clause Imperative</b>   |  |
| If Clause yang digunakan untuk meminta orang lain <b>memerintah</b> orang lain melakukan atau tidak melakukan sesuatu. |  |
| <b>If Clause</b><br><b>If Subject + V ( Present Tense )</b>  | <b>Imperative Sentence</b><br><b>Verb+ Object / Don't + Verb+ Object</b> |
| If you trust me  | Let me know what is happening  |
| If you gou out   | Don't forget to wear a mask  |

## 2. If Clause Suggestion

If Clause yang digunakan untuk **memberikan saran** kepada orang lain.

| If Clause<br>If Subject ( Present Tense ) | Suggestion<br>S + shoud + verb 1 (   |
|---|--------------------------------------|
| If you see a crowd of people              | You should keep away                 |
| If You don't know me at all               | You shouldn't talk anything about me |

**Selamat** sekarang kalian mampu membedakan makna kedua kalimat tersebut dan pola kalimatnya!

**Now, take a look the dialogue below. Then, try to read aloud.**

Jerry : Is it new, Jack?

Jack : Yes, but I can't use it.

Jerry : If you want to use it, read the manual first!

Jack : Ok, I follow the instruction on the manual.

Jerry : How about now?

Jack : It works, thanks for your suggestion.

Jerry : My pleasure.

Great. Kalian semakin mampu meningkatkan kemampuan membaca nyaring, melaplakan kata dengan jelas serta intonasi yang tepat. Coba latihkan dengan teman yang ada di sekitar kalian.

Now, try to answer the question. You can make a note .

Do you think that Jack has a problem?

What is it?

How to solve it? Ask his friend?

Good! Kalian mengetahui maksud dari dialog tersebut bahwa Jerry has given **order** with "**Read the instruction before you operate it !**" means that "**If you want to use it, read the instruction!**".

**Practice 2. Look closely to the following conversation. Fill in the blank using the appropriate phrases in the box.**

|   |                              |
|---|------------------------------|
| If you want to win this game, you <b>should</b> make a goal so quickly!   | How about stopping Messi?    |
| If you <b>want to stop</b> Messi, you <b>should</b> play better than him! | So, what should we do, sir ? |

### Text 1



Sumber : <https://www.kuliahbahasainggris.com/contoh-dialog-bahasa-inggris-tentang-giving-instruction-dan-artinya/>

Great. Kalian sangat luar biasa. Nah sekarang silahkan bandingkan dengan jawaban di bawah ini



Sumber : <https://www.kuliahbahasainggris.com/contoh-dialog-bahasa-inggris-tentang-giving-instruction-dan-artinya/>

What are they talking about?

Yes, you're right. They are talking about football. Namun, kita tidak akan berbicara sepakbola. Coba perhatikan gambar tersebut, saat kapan peristiwa terjadi yaitu **sebelum** permainan bola dimulai, dan mereka membicarakan strategi yang **akan dimainkan**. Kalimat-kalimat tersebut memberikan saran jika sesuatu terjadi.

Apakah kalian setuju dengan penjelasan gambar ini?

Selanjutnya perhatikan kata-kata yang dicetak tebal pada dialog tersebut, yaitu : " **If you want to win the game, you should make a goal. It means the coach gives suggestion of how to win the game.**

Now, read the grid below

| If Clause                   | Suggestion                        |
|-----------------------------|-----------------------------------|
| If you want to see the game | You should make a goal so quickly |
| If you want to stop Messi   | You should play better than him   |

### Practice 3

Fill in the blank with appropriate recommendation ( in the box )

The image shows three men in football training gear talking on a field. The image is overlaid with several speech bubbles containing text for a practice exercise:

- Top left (orange bubble): "If the club needs a lot of money, we can sell some players, right?"
- Top center (green bubble): "If we need a new striker, we can ask Ronaldo to join."
- Center (green bubble): "I agree with you. But, Ronaldo is so expensive."
- Bottom center (green bubble): "That's right!"
- Bottom right (empty purple bubble): A blank speech bubble for a student to write a response.

Sumber : [https://raynal.files.wordpress.com/2010/02/ulst\\_train5.jpg](https://raynal.files.wordpress.com/2010/02/ulst_train5.jpg)

Great, luar biasa.

Nah, bagaimana kalian membedakan antara percakapan ke satu dan ke dua? Adakah situasi yang berbeda?

Benar, bahwa untuk dialog ke dua ini bukan memberikan saran, namun memberikan kemungkinan yang dapat dilakukan. “ **If** the club need a lot of money, we **can** sell the players.

| If clause                | Can ( Recommendation )     |
|--------------------------|----------------------------|
| If we need a new striker | We can ask Ronaldo to join |

Well done. Kalian semakin menguasai situasi yang tepat untuk menggunakan if clause, dengan imperative, suggestion atau recommendation.

**Let's read**

Sekarang kalian perhatikan **NOTICE** di bawah ini.



**Anti Bullying Week – 13–17th November 2017**  
**#AntiBullyingWeek #AllDifferentAllEqual**



What information can we get? Teks tersebut jelas berbicara tentang jika kalian *bullied* secara *online*? Apa yang harus dilakukan ( suggestions /actions ).

1. Don't retaliate.
2. Save the evidence.
3. ....
4. ....
5. ....

Coba kalian perhatikan kalimat kalimat yang digunakan , pola yang sama dengan pembahasan if Clause, namun ini berupa himbauan tertulis.

**Practice 4. Read the notice closely. Then answer the questions.**

**If you have possible or confirmed COVID-19:**

- 1. Stay home** from work and school. And stay away from other public places. If you must go out, avoid using any kind of public transportation, ridesharing, or taxis.



- 2. Monitor your symptoms** carefully. If your symptoms get worse, call your healthcare provider immediately.



1. What is the topic about?
2. What suggestion should we do if we get confirmed virus 19?
3. What situation do we have to call a doctor?
4. How we can we go out in this situation?

To answer the topic, kalian focus terhadap kondisi yang disamapaikan yaitu jika kalian terpapar virus 19. Jadi topic nya adalah If confirmed Virus 19. Jelas untuk menjawab pertanyaan selanjutnya perhatikan langkah-langkah yang ada dalam notice tersebut, perhatikan anantara situasi yang terjadi serta saran yang harus dilakukan.

Great ! **Some action we should do if we get confirmed viruses.** Mention them!

- **Stay home from** work and school
- **If you must go out, avoid using** any kind of public transportation.
- **Call your healthcare if the symptomp**s get worse.

Nah, sekarang kalian semua sudah mempelajari tentang penggunaan if clause yang dikaitkan dengan saran, rekomendasi baik bahasa lisan ataupun tulisan. Mari lanjutkan ke latihan soal sebelum kalian masuk ke pembelajaran ke dua.

### C. Rangkuman

Penggunaan if clause pada modul ini adalah :

1. If Clause dengan kalimat perintah ( If Clause , V + object )
2. If Clause dengan kalimat memberikan saran ( If Clause, S should V 1 )
3. If Clause dengan kalimat memberikan rekomendasi ( If Clause, You can do )
4. Notice

### D. Penugasan Mandiri

Selamat, Kalian sangat luar biasa mengikuti tahapan pembelajaran ini, silahkan sekarang kalian melihat sekitar dan membayangkan sebuah kondisi tertentu, contohnya : If I want to live better, change my behavior ! Kemudian kalian latih dengan suara keras atau cari teman kalian untuk berlatih percakapan. Setelah itu tulsikan sebagai kata kata semangat apa saja yang kalian bisa lakukan, tentunya kalian tulis dalam bahasa Inggris.

## E. Latihan Soal

Now, it is task time! Kalian akan berlatih memahami dialog berkaitan dengan ungkapan pengandaian yang diikuti saran.

**Exercise : Read the dialog. Then, answer the following questions!**

Mia : " Hi, Phia what are you doing?"  
 Phia : "Nothing, but If you have time, just help me!"  
 Mia : " Kidding me, You 're doing something right?" "What is it? "  
 Phia : " I have a plan to study abroad"  
 Mia : " Great, If you want to study abroad, you have to prepare from now"  
 Pha : " I know for sure about that "  
 Mia : " If you want to know further about studying abroad, you can browse on internet "  
 Phia : " Right, just click if we need anything to know "  
 Mia : " Yes it is "

1. What situation does Phia have?
2. What suggestion does Mia give?
3. Why does the internet become a recommendation?
4. What does it mean " just click if we need anything to know"?
5. How does Mia help Phia?

Congratulations! Luar biasa, Kalian mampu menjawab dengan benar. Jika kalian mampu menjawab minimal 4 soal dengan lanutan ka pembelajaran berikutnya. Jika belum tidak apa apa tetap berlatih.

Sekarang bandingkan dengan jawaban di bawah ini

1. The sitaution is about Phia's plan of studying abroad.
2. Phia has to prepare from now, and can use te nternet to find the information.
3. Internet provides any information human needs
4. It means that connect and browse, and the information comes easily as you need.
5. Mia helps Phia as long as she has time.

**Sekali lagi luar biasa. Well done.**

## F. Penilaian Diri

Di akhir kegiatan kegiatan pembelajaran 1, silahkan Kalian mengukur sejauh mana keberhasilan kalian mengikuti pembelajaran dengan menjawab pertanyaan yang kalian tulis di buku catatan masing masing.

| ASPEK  | YA | TIDAK |
|--|----|-------|
| Saya selalu mengawali kegiatan dengan berdoa                       |    |       |
| Saya mempelajari modul ini secara sungguh-sungguh.                 |    |       |
| Saya mengerjakan latihan dengan jujur                              |    |       |
| Saya mengetahui pengertian fungsi if clause untuk saran, himbauan. |    |       |
| Saya mengetahui struktur teks bentuk himbauan                      |    |       |

|   |  |  |
|---|--|--|
| Saya mengetahui unsur kebahasaan yang digunakan |  |  |
|---|--|--|

## KEGIATAN PEMBELAJARAN 2

### Let's do it

#### A. Tujuan Pembelajaran

Setelah kegiatan pembelajaran 2 ini diharapkan :

1. Siswa mampu berkomunikasi untuk menyampaikan saran, ajakan dalam situasi tertentu.
2. Siswa mampu menyusun himbauan, ajakan, pengumuman tertulis

#### B. Uraian Materi

Pada materi ini, Kalian akan berlatih berkomunikasi untuk menggunakan kalimat pengandaian yang diikuti kalimat saran yang dipelajari pada kegiatan pembelajaran ke 1. Masih ingatkan ?

#### Let's talk

**Practice 1. Look carefully to the following conversation. Read it out loudly and practice this conversation by yourself.**



Sumber : <https://lindseypollak.com/how-to-and-how-not-to-ask-for-advice/>

**Practice 2. Based on the conversation above, there are some facts that you can find and fill in the blank with suitable phrases. Write on your note book.**

The young man **asks** his teacher to give ..... , Then, the teacher tells some tips if he wants to make a summary; first, .....and ..... , Further if he becomes the best, he .....



Welldone! Sekarang mari bersama sama bandingkan dengan jawaban di bawah ini. The young man **asks** his teacher to give **suggestion** , Then, the teacher tells some tips if he wants to make a summary; first, **read** the text .and **find** the key words, Further if he becomes the best, he should practice a lot.

**Practice 3 . Look carefully to the situation. Then, complete the conversation by matching the bubble in the right with the bubble in the left.**

This situation is taken related to how to prevent if you are infected by covid – 19.

If you are alone

You should use a separate bathroom

If you get infected COVID-19 As much as possible

You should wear a mask over your nose and mouth

stay in a specific room and away from other people

If you must be around other people or animals nose and mouth


You don't need to wear the mask

If you stay at home

Complete the conversations with suitable utterances above. Look at the example and act out!

What should I do if get infected COVID 19?

Stay in a specific room and away from other people



If I stay at home, what should I do?


.....



If I stay alone, so?

.....





Sumber : <https://stock.adobe.com/tr/images/>

Great. You must be awesome. Bandingkan dengan jawaban di bawah ini.

If you are alone, you don't need to wear a mask

If you get infected COVID-19 As much as possible, stay in a specific room and away from other

You should wear a **mask** over your nose and mouth If you must be around other people or animals nose and mouth

If you stay at home, you should use a separate bathroom

## Let's write

### Practice 4

Read closely lists of action provided. Then choose appropriate condition related to

| CONDITION  |
|--|
| If you are considering taking an online course, you can do |

**If you want to be successful in your life, you should.**

**What to do if you are experiencing cyber bullying**

**What to do if you are being bullied**

- If you are being bullied, don't keep it as a secret. Ask friends or adults for help.
- Report all bullying incidents to your teacher, guidance counselor, or other authorities.
- There is no reason for you to ever put up with bullying. Think about who you can ask for help, starting with your family, friends, and teachers.
- Keep a journal and write down how you're being bullied, who is doing it, and when it happens.
- Save bullying messages, pictures, or copies of conversations.

- Take care of your body. It's the only place you have to live
- Take great opportunities, or make your dreams come true.
- Don't be afraid to fail, and certainly don't be afraid to succeed.
- Give Up Your Excuses

- Speak up if someone sends you a text, tweet or email that makes you uncomfortable.
- Tell someone, a friend, a trusted adult like your teacher, or a family member.
- Save bullying messages, pictures, or copies of conversations.
- Inform your Internet or cell phone service provider, social network site administrator or the appropriate authorities (teacher, principals, police personnel).

- Make time schedule for studying every day
- Ensure when you work, you are free of temptation.
- Put your phone away when you're studying, so you're not tempted to chat with friends on social media or surf the web,
- Don't forget to take regular breaks when you are studying.
- Take regular breaks away from your computer screen, eat a balanced diet and get plenty of sleep to keep refreshed.

|  |
|--|
|  |
|--|

Silahkan baca list tersebut dengan seksama, cari kata kunci yang menerangkan aktifitas tersebut. Contoh : **Time schedule akan berhubungan dengan kegiatan belajar ( study/learn ).**

**Sekarang coba lagi untuk mengisi kondisi apa yang sesuai untuk mengisi table di atas.**

**Great. Kalian sudah mengerjakan dengan tepat.**

**Silahkan lihat penjelasan di lembar penjelasan ( Halaman terakhir )**

Selamat, jika kalian mengalami kesulitan, baca dan pelajari kembali materi materi pembelajaran sebelumnya.

### C. Rangkuman

Dalam mengomunikasikan pengandaian yang diikuti kalimat saran, perlu memperhatikan konteks dan tujuannya.

### D. Latihan Soal


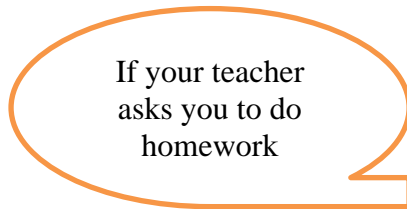
**Exercise 2. Complete the following dialogue with your own words.**

If you want to be a famous artist

If my computer doesn't work

You have to see a doctor,

If you see an accident



## E. Penilaian Diri

Di akhir kegiatan kegiatan pembelajaran 2, silahkan Kalian mengukur sejauh mana keberhasilan kalian dalam mengikuti pembelajaran dengan menjawab pertanyaan yang kalian tulis di buku catatan masing masing.

Nah, untuk menambah kosa kata kalian, sekarang tuliskan di buku catatan masing masing jika ada kosa kata yang tidak dipahami kemudian silahkan cari makna kata tersebut dan buat contoh kalimat baru.

| ASPEK  | YA | TIDAK |
|--|----|-------|
| Saya selalu mengawali kegiatan dengan berdoa                                     |    |       |
| Saya mempelajari modul ini secara sungguh-sungguh.                               |    |       |
| Saya mengerjakan latihan dengan jujur  |    |       |
| Saya dapat menyusun dialog untuk menyampaikan pengandaian dengan saran tertentu. |    |       |
| Saya dapat menyusun kalimat himabuan tertulis secara benar.                      |    |       |

## EVALUASI

### Petunjuk Umum

1. Tulis nomor dan nama kalian pada lembar jawaban.
2. Periksa dan bacalah soal-soal dengan teliti sebelum kalian menjawab.
3. Dahulukan menjawab soal-soal yang dianggap mudah.
4. Kerjakan pada lembar jawaban yang disediakan.
5. Bentuk soal pilihan ganda dengan 10 butir soal.
6. Penggunaan kamus tidak diperbolehkan.
7. Periksalah pekerjaan kalian sebelum diserahkan kepada guru pamong.

### Petunjuk Khusus

1. Pilihlah salah satu jawaban yang paling tepat dengan menghitamkan pada salah satu huruf A, B, C, D atau E dilembar jawaban.
2. Untuk membetulkan jawaban, hapuslah dengan karet penghapus sampai bersih kemudian hitamkan jawaban yang benar.

### Soal 1-5 pilih respons yang tepat

1. Anita : “ What do you do if you want to become a famous youtuber? “  
Anisa : .....  
A. You should follow Atta Halilintar  
B. You follow Atta Halilintar  
C. You are following Atta Halilintar  
D. You have followed Atta Halilintar  
E. You are going to follow Atta Halilintar
2. Teti : If I have another chance to win, what should I do?  
Tita : ...  
A. “ You might only have one match “

- B. " You should be more confident to win "
- C. " You can win someday "
- D. " You have to think before playing"
- E. " You have to give the chance to other"
3. Nadine : " I have to wear a thick jacket, right!"  
Nahdan : " Yes, ...."
- A. If you go out now  
B. If you study abroad  
C. If the cold wind comes  
D. If the sun shines  
E. If the weather comes unpredictably
4. Shanty : " If you arrive here, ..... "  
Shinta : " Sure!"
- A. " read the train schedule!"  
B. " ask the police right away!"  
C. " change the schedule "  
D. " let me know "  
E. " take a bus"
5. Ani : " If you feel hard to breathe "  
Beni : " ..... "
- A. I should contact a doctor  
B. I should wear a mask  
C. I can see a doctor  
D. I possibly go to hospital  
E. I should take a pill

The text is for no 6 – 8

- Tonny : " Hi, Dick what's going on? You look so confused "
- Dick : " I have a little bit problem with my new gadget "
- Tonny : " If you believe in my skill, let me check your gadget "
- Dick : " I believe you, but I don't read the instruction yet"
- Tonny : " Oh If you buy a new device, you have to read the instruction first"
- Dick : " I agree but all are written in English"
- Tonny : " If you don't understand the instruction, I can help you to explain it "
- Dick : " That's very kind of you"  
" And if we finish to set up the device, we can have coffee out"
- Tonny : " That's lovely , let's do it"
6. Why does Dick look so confused?
- A. He has bought a new device.  
B. He can't operate her new gadget.  
C. He can't read the instruction.  
D. The instruction is written in English.  
E. He has a problem
7. Which statement is correct related to the text?
- A. Tonny is skillful in technic.  
B. Tonny is good at English.  
C. Dick knows how to set up the device.  
D. They have a plan to have coffee.



- E. Dick give solution for Tono's problem
8. "If you buy a new device, you have to read instruction first ". This sentence means that...
- A. We can operate the new device without reading the instruction.
  - B. All instructions are written in English.
  - C. Reading the instruction helps us to set up a new device.
  - D. Read the instruction unless we can't set up a new device,
  - E. Reading the instruction is only for beginners
9. Read this lyric!  
'Cause you only need the light if it's burning low"  
What do the lyrics remind of?
- A. Everything must be everlasting
  - B. Everything must be defended
  - C. Everything is needed as it is
  - D. No one can't live forever
  - E. Always ready for losing anything
10. Andy : " Don't be selfish, Eddy!"  
Eddy : " I' m not selfish,I just want she always cares of me!"  
Andy : " Don't you realized , just listen this part,....."
- A. " if you remember her"
  - B. " if you don't tell me anything".
  - C. " if you're missing home."
  - D. "if you think of me "
  - E. "if you know so well"

## KUNCI JAWABAN DAN PEMBAHASAN EVALUASI

### I. Penilaian Mandiri

Silahkan Anda diskusikan dengan teman Anda bagaimana percakapan yang dibuat dan nilailah praktiknya.

**Rubrik Penilaian Keterampilan Unjuk Kerja (Role Play)**

| Kriteria                      | Skor | Indikator   |
|-------------------------------|------|---|
| <b>Comprehension</b>          | 5    | Understands everything, no adjustments in speed or vocabulary are needed  |
|                               | 4    | Understands nearly everything at normal speed, though occasional repetition may be necessary  |
|                               | 3    | Understands fairly well at slower-than-normal speed with some repetition  |
|                               | 2    | Obviously has trouble understanding, frequent adjustments in speed and vocabulary are necessary   |
|                               | 1    | Understands only very general conversational subjects at slow speed with frequent repetition  |
| <b>Pronunciation</b>          | 5    | Speaks with few (if any) traces of "foreign accent"   |
|                               | 4    | Pronunciation understandable, but one is always conscious of a definite "accent"  |
|                               | 3    | "Foreign accent" necessitates concentrated listening and leads to occasional misunderstanding. Words and sentence must sometimes be repeated  |
|                               | 2    | Many serious errors in pronunciation (e.g., still sounds like steel, laws sounds like loss), word accent (words are frequently accented on the wrong syllable), and sentence pitch (statements have the "melody" of questions, etc.). Frequent repetitions are required |
|                               | 1    | Very hard to understand because of sound, accent, pitch difficulties  |
| <b>Grammar and word order</b> | 5    | Uses English with few (if any) noticeable errors of grammar or word-order   |

| Kriteria   | Skor | Indikator  |
|--|------|--|
|  | 4    | In general uses "good English", but with occasional grammatical or word-order errors which do not, however, obscure meaning (e.g., "I am needing more English", "he gave to me the letter".)   |
|  | 3    | Meaning occasionally obscured by grammatical and/or word-order errors  |
|  | 2    | Grammatical usage and word-order definitely unsatisfactory, frequently needs to rephrase constructions and/or restricts himself to basic, structural patterns (e.g., uses the simple present tense where he should use past or future) |
|  | 1    | Errors of grammar and word-order make comprehension quite difficult.   |
| <b>Vocabulary</b>                                  | 5    | Use of vocabulary and "idioms" is virtually that of a native speaker of English  |
|  | 4    | Rarely has trouble expressing himself with appropriate vocabulary and "idioms"   |
|  | 3    | Sometimes uses inappropriate terms and/or round-about language because of inadequate vocabulary  |
|  | 2    | Frequently uses the wrong words, speech limited to simple vocabulary   |
|  | 1    | Misuse of words and very limited vocabulary make comprehension quite difficult   |
| <b>Genreal speed of speech and sentence length</b> | 5    | Speech speed and sentence length are those of a native speaker   |
|  | 4    | Speed of speech seems to be slightly effected by language problems   |
|  | 3    | Both speed of speech and length of utterance are apparently affected by language difficulties and limitations or by native language habits   |
|  | 2    | Speed of speech and length of utterance seem strongly affected by language difficulties and limitations or by native language habits   |
|  | 1    | Speed of speech and length of utterance are so far from normal as to make conversation quite difficult   |

Nilai =  $\frac{\text{skor perolehan}}{\text{jumlah skor}} \times 100$

Contoh:  $\frac{20}{25} \times 100 = 80$

## II. Latihan Soal

Jika respon yang ditulis sesuai dengan rubrik di bawah ini :

| Aspek                                    | Skor |
|--|------|
| Terdapat kata should, can                | 1    |
| Kata kerja yang digunakan bentuk pertama | 1    |

|                                     |   |
|-------------------------------------|---|
| Kata kerja sesuai dengan pernyataan | 1 |
| Jumlah                              | 3 |

$$\left( \frac{\text{Jumlah skor per nomor} \times 5}{15} \right) \times 100 = \text{Nilai}$$

Jika nilai yang diperoleh di bawah 75, lakukan pembelajaran kembali dari awal sebelum melanjutkan ke evaluasi.

### Latihan Soal 2

#### What to do if you are being bullied

- If you are being bullied, don't keep it a secret. Ask friends or adults for help.
- Report all bullying incidents to your teacher, guidance counselor, or other authorities.
- There is no reason for you to ever put up with bullying. Think about who you can ask for help, starting with your family, friends, and teachers.
- Keep a journal and write down how you're being bullied, who is doing it, and when it happens.
- Save bullying messages, pictures, or copies of conversations.

#### What to do if you are experiencing cyber bullying

- Speak up if someone sends you a text, tweet or email that makes you uncomfortable.
- Tell someone, a friend, a trusted adult like your teacher, or a family member.
- Save bullying messages, pictures, or copies of conversations.
- Inform your Internet or cell phone service provider, social network site administrator or the appropriate authorities (teacher, principals, police personnel).

#### If you want to be successful in your life, you should...

- Take care of your body. It's the only place you have to live
- Take great opportunities, or allow your dreams to become realities
- Don't be afraid to fail, and certainly don't be afraid to succeed.
- Give Up Your Excuses

#### If you are considering taking an online course, you can do

- Schedule time every day to study
- Ensure when you work, you are free of temptation.
- Put your phone away when you're studying, so you're not tempted to chat with friends on social media or surf the web,
- Don't forget to take regular breaks when you are studying.

- Take regular breaks away from your computer screen, eat a balanced diet and get plenty of sleep to keep refreshed.

### III. Evaluasi

#### KUNCI JAWABAN

| NO | JAWABAN | NO | JAWABAN |
|----|---------|----|---------|
| 1  | A       | 6  | B       |
| 2  | B       | 7  | B       |
| 3  | C       | 8  | C       |
| 4  | D       | 9  | B       |
| 5  | A       | 10 | A       |

Jawaban benar diberikan skor 1, jika salah diberikan skor 0

Nilai = Jumlah skor benar X 100

## DAFTAR PUSTAKA

<https://genius.com/>

<https://www.utrechtindialog.nl/en/meetings/training-to-facilitate-a-dialogue-2020-06-30/>

<https://stock.adobe.com/tr/images/>

[https://raynal.files.wordpress.com/2010/02/ulst\\_train5.jpg](https://raynal.files.wordpress.com/2010/02/ulst_train5.jpg)

[https://www.freepik.com/free-vector/flat-design-young-people-talking-different-languages-collection\\_6146124.htm](https://www.freepik.com/free-vector/flat-design-young-people-talking-different-languages-collection_6146124.htm)

<https://www.kuliahbahasainggris.com/contoh-dialog-bahasa-inggris-tentang-giving-instruction-dan-artinya/>

[https://www.freepik.com/free-vector/flat-design-young-people-talking-different-languages-collection\\_6146124.htm](https://www.freepik.com/free-vector/flat-design-young-people-talking-different-languages-collection_6146124.htm)